My Chess Family

King and pawn endgames: bring your king first

Try each question on a real board, then check the answers at the end of the sheet.

King first

Sometimes the black king is too close, and the pawn can't win the race on its own. Then your king has to help.

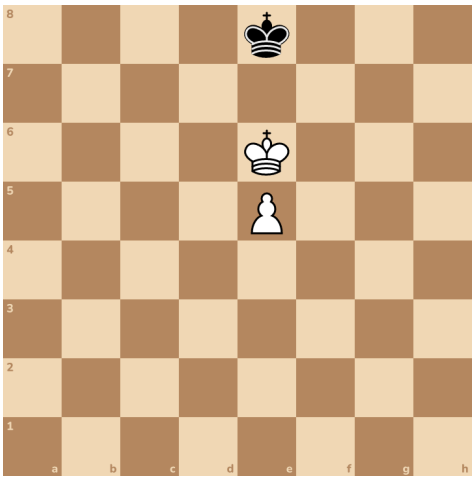

The secret is king first, pawn after. Your king walks in front of the pawn, and the pawn follows behind.

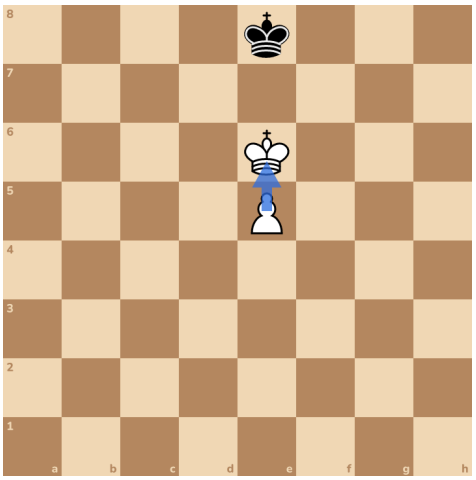

Your king guards d7, e7 and f7, the squares in front of him. The black king can't get in the way.

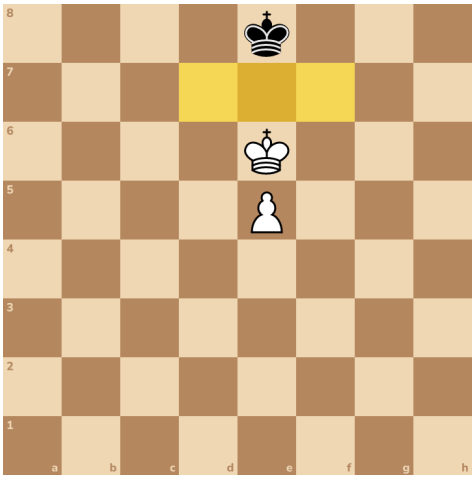

Push the pawn only when the square in front of it is safe. If it isn't, move your king first.

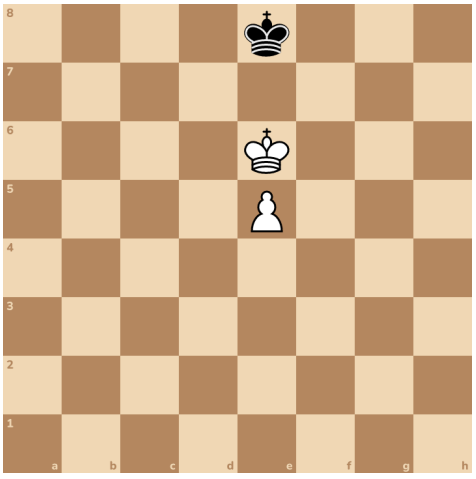

Play it out: Your turn. Keep your king in front, and make a queen! Try it on a board, or in the app.

Now a new idea. Here the two kings face each other, with one square between them.

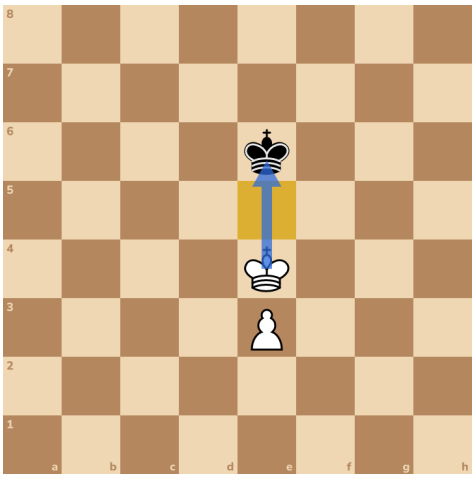

So whoever has to move must step back or to the side. If it's the other player's turn, you have the opposition.

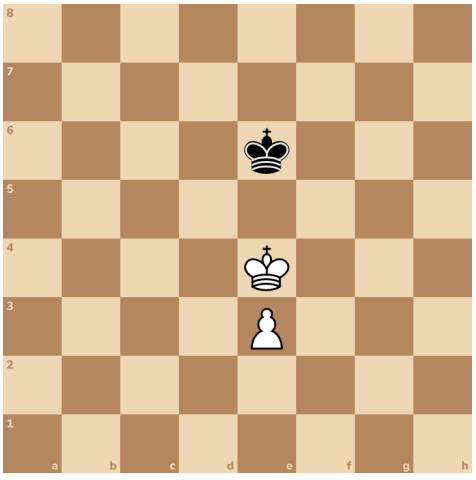

Kings can never stand next to each other. So neither king can step onto these three squares.

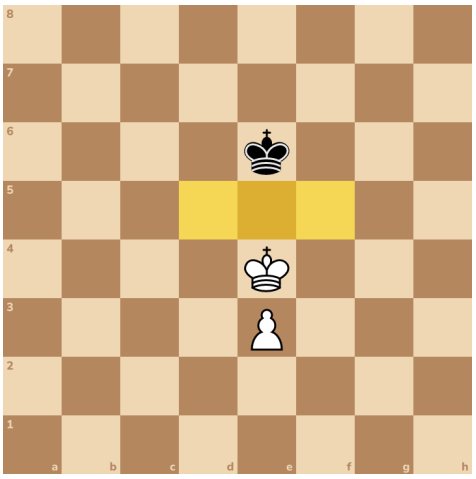

Here it's Black's turn. You have the opposition! He has to step aside, and your king walks forward.

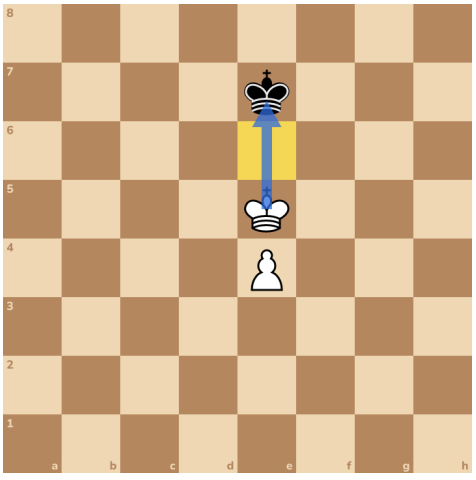

Try it 1. Black to move. Who has the opposition?

A: White **B: Black**

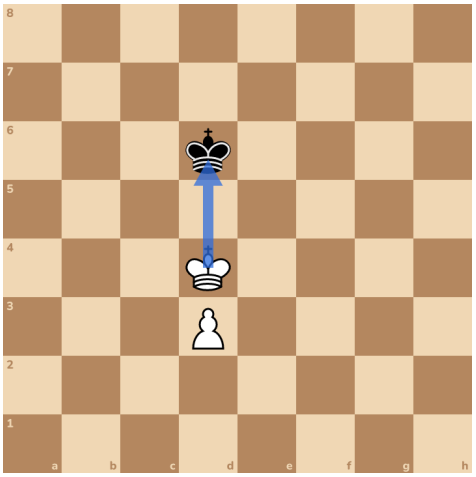

To take the opposition, move your king to face his, with one square between, so it's his turn.

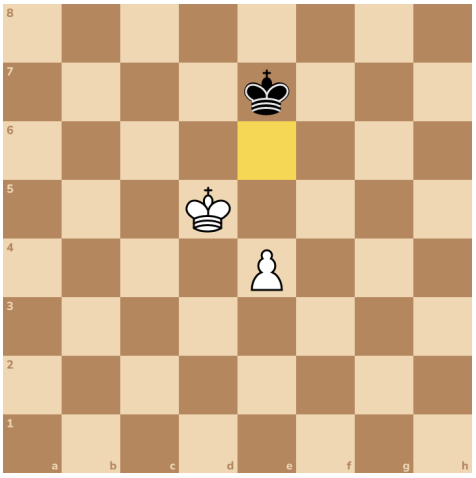

Play it out: Only one move wins here. Take the opposition, then make a queen! Try it on a board, or in the app.

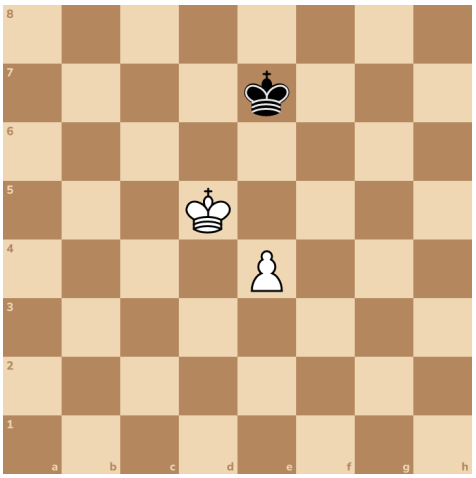

Brilliant! King first, take the opposition, and the pawn walks home.

Answers

1. A: White

**White has it. It's Black's turn,
so his king must give way.**