My Chess Family

The ladder checkmate with two rooks

Try each question on a real board, then check the answers at the end of the sheet.

The rook ladder

Two rooks can checkmate a king all on their own. They take turns, like climbing a ladder.

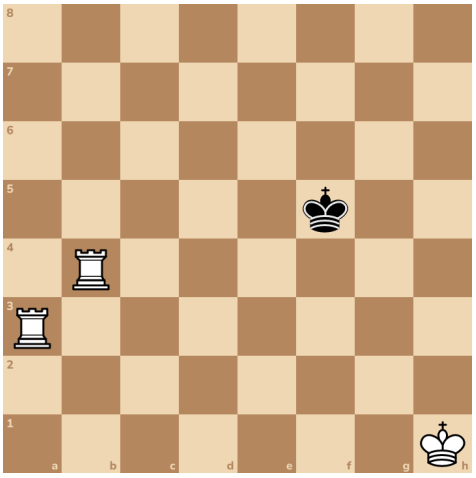

So the black king can't step down onto the fourth row. He's stuck above the wall.

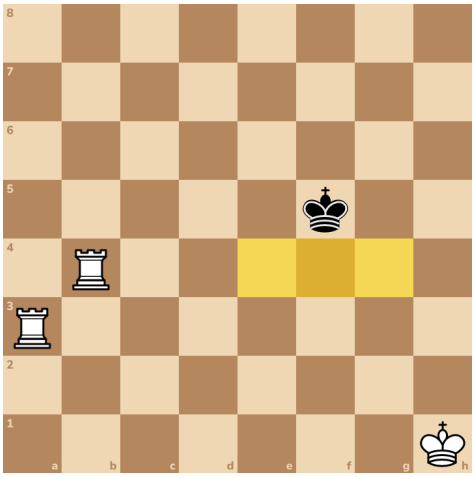

Remember, a row goes across the board. The rook on b4 guards the whole fourth row, like a wall.

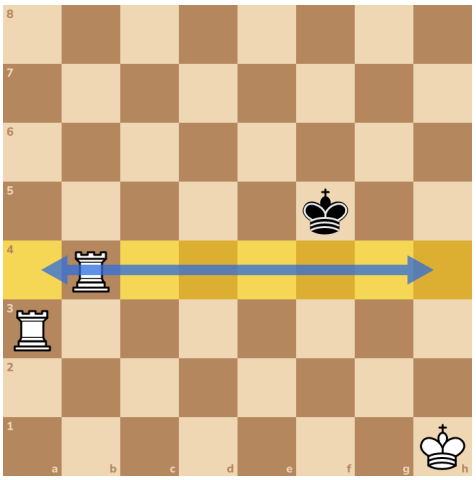

Try it 1. Now check him with your other rook. Slide it up to his row, to a5.

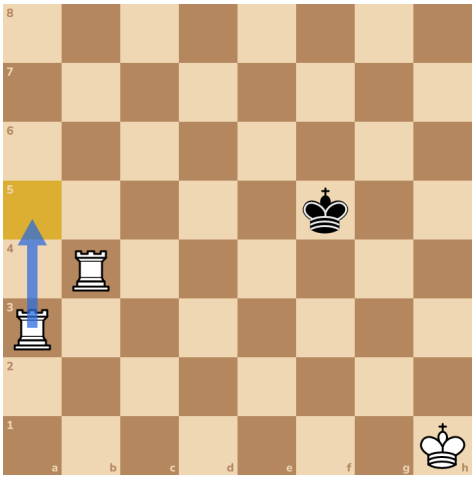

Check! He can't stay on the fifth row, and he can't cross the wall. So he had to step up a row.

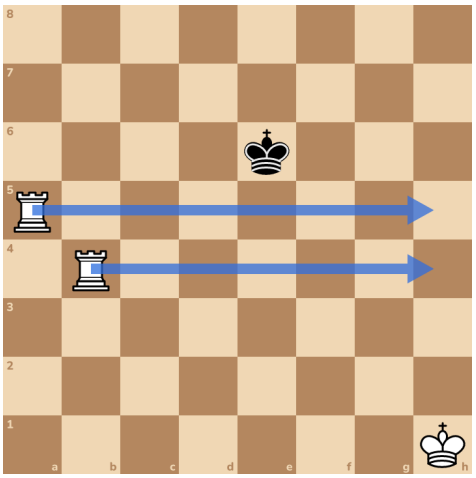

Try it 2. Now the rook on b4 climbs over the other one. Check him on his new row, the sixth.

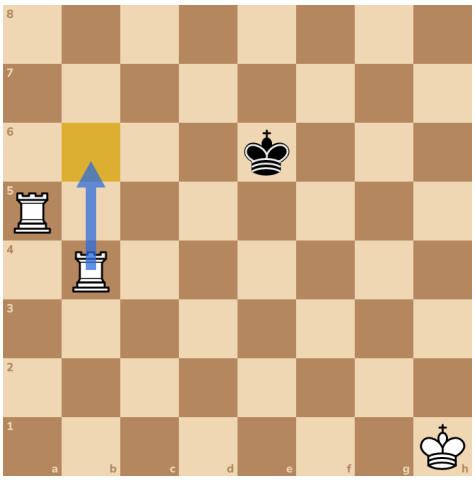

Try it 3. Keep climbing! The rook at the bottom goes up to his row, the seventh.



Try it 4. He's on the edge of the board. One more climb is checkmate!

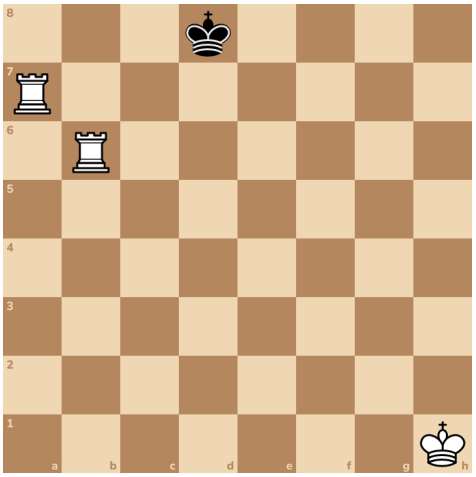

Checkmate! One rook guards a row, the other checks on the row above. Then they swap.

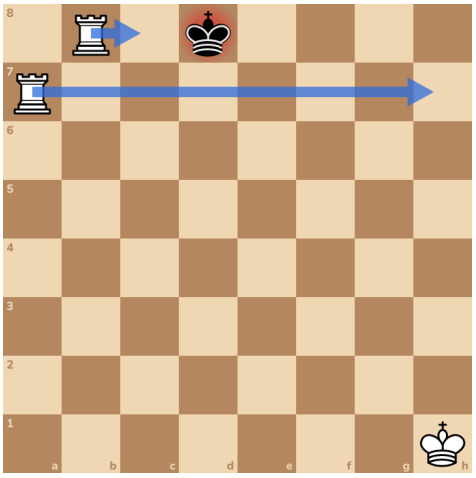

Watch out. Here's a new position. The black king is right next to your rook, so he could take it!

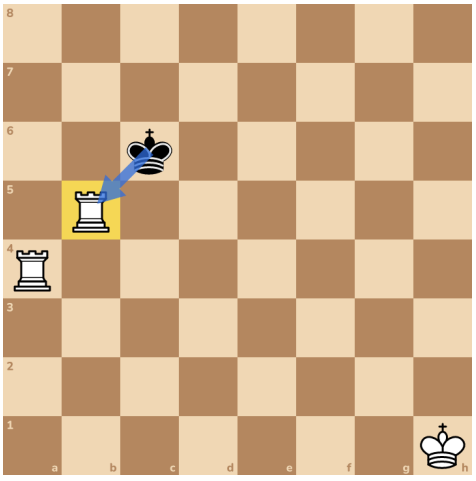

Try it 5. Slide that rook far away along its row, to the other side of the board.

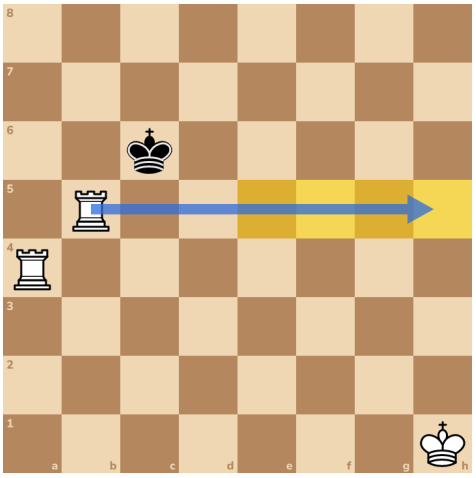

Safe! The rook still guards its row, so the king is still stuck. Now you can carry on climbing.

Play it out: Your turn. First make a wall under the king with one rook. Then climb the ladder to checkmate! Try it on a board, or in the app.

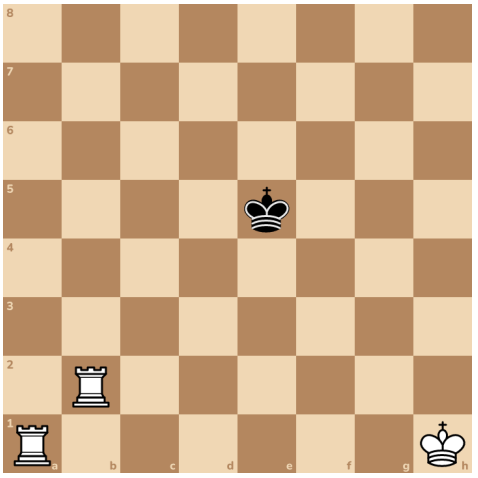

Answers

1. Ra5+

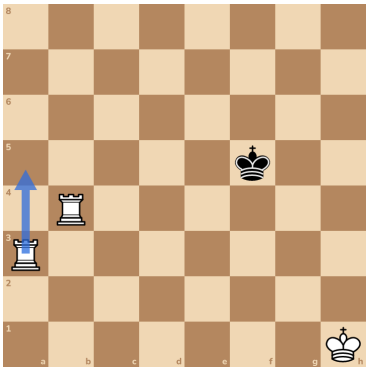

2. Rb6+

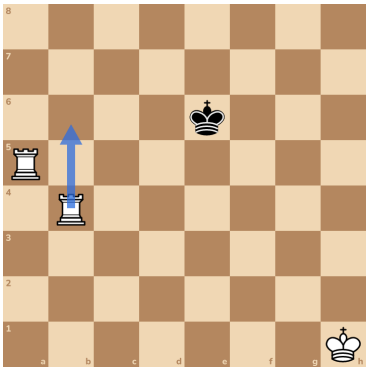

3. Ra7+

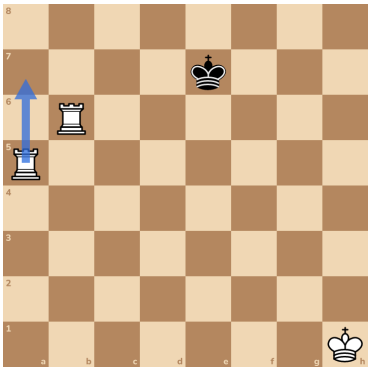

4. Rb8#

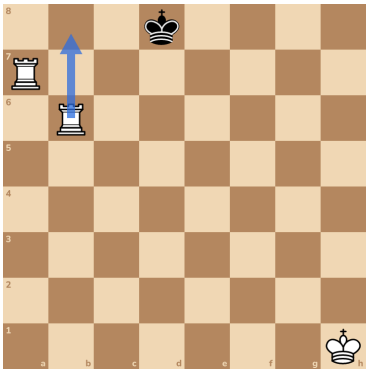

5. Re5 or Rf5 or Rg5 or Rh5

