My Chess Family

The square of the pawn: can the king catch it?

Try each question on a real board, then check the answers at the end of the sheet.

The square rule

A pawn that reaches the end becomes a queen. Can the black king catch it in time? There's a quick way to tell.

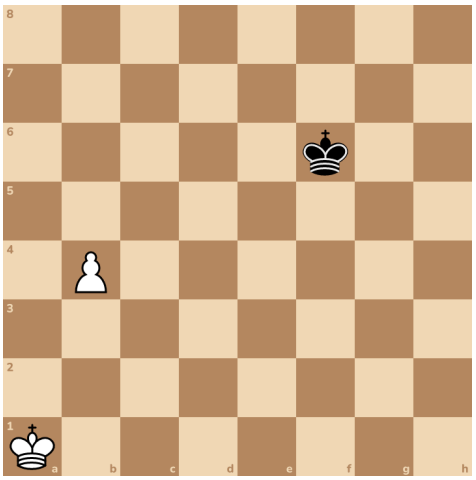

First, count how far the pawn still has to go. From b4 it's four squares, to b8.

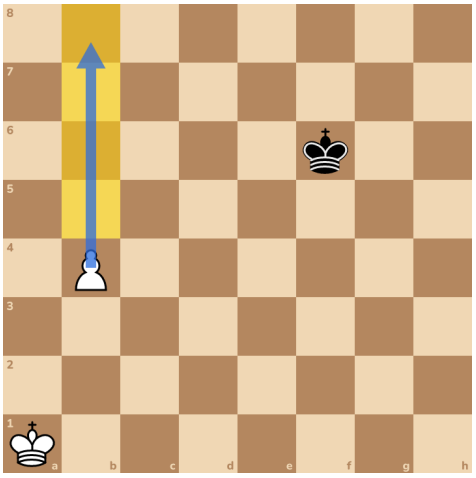

Then count the same number sideways, towards the black king. Four squares, to f4.

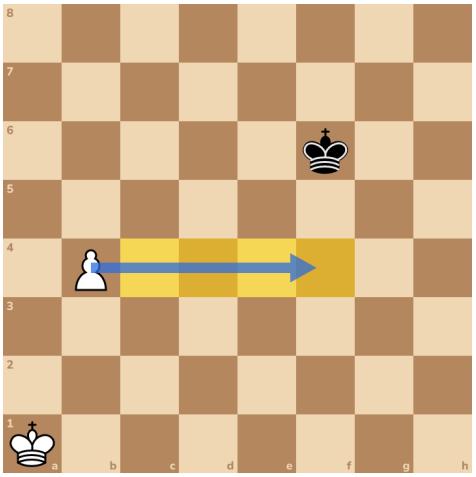

Those two lines are the sides of a square. Here is the whole square.

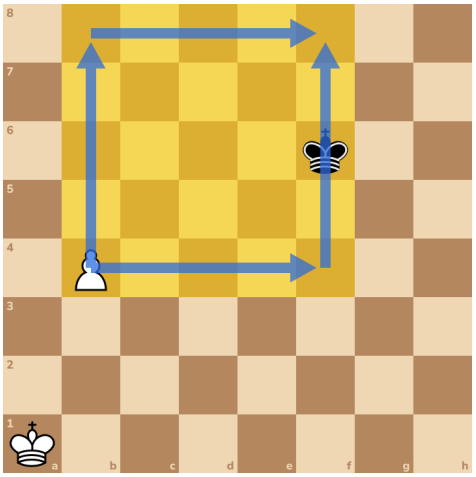

The rule. If it's his move and the king is inside the square, or can step into it, he catches the pawn. Here he's inside.

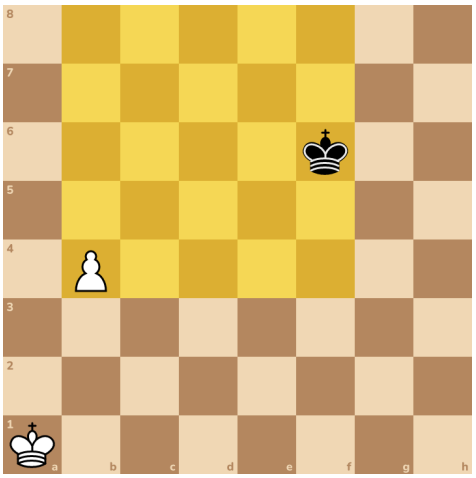

He stepped closer. Count from the pawn on b5. Three squares to go, and three sideways. He's inside the square.

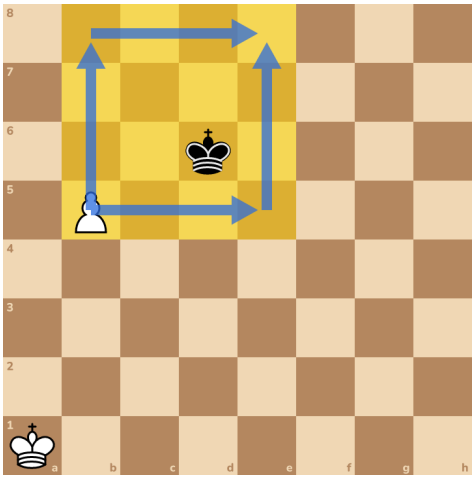

Try it 1. Let's test it. Here's a new position. Push your pawn and see if the king catches it.

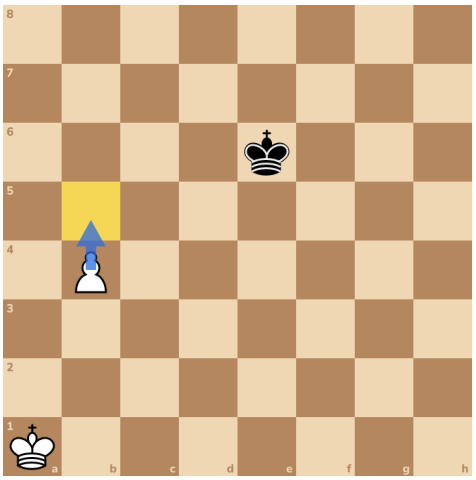

Try it 2. Push again!



He's next to the pawn now. If it steps to b7, he takes it. He caught it, just like the rule said!

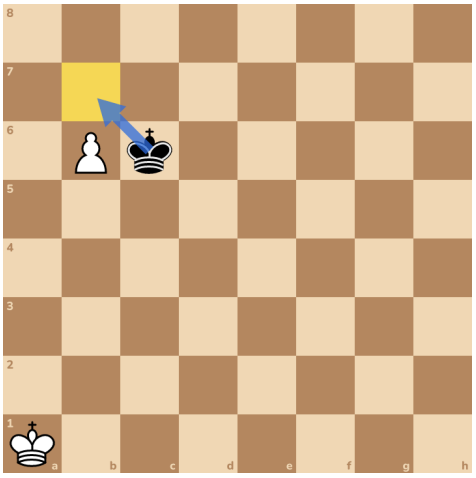

Try it 3. Your turn to count. Black to move. Can the king catch the pawn?

A: Yes **B: No**

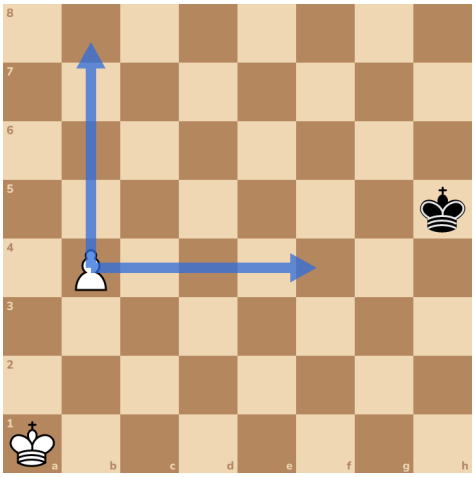

Try it 4. Here's a new position. Black to move. Can the king catch the pawn?

A: Yes **B: No**

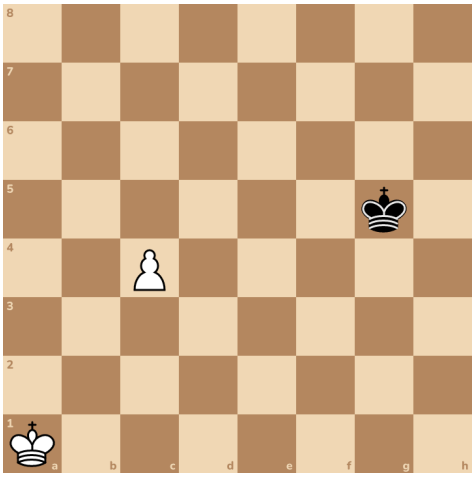

Here's a new position. A pawn on its first square can jump two squares at once. So count from one square further up, as if it had already moved.

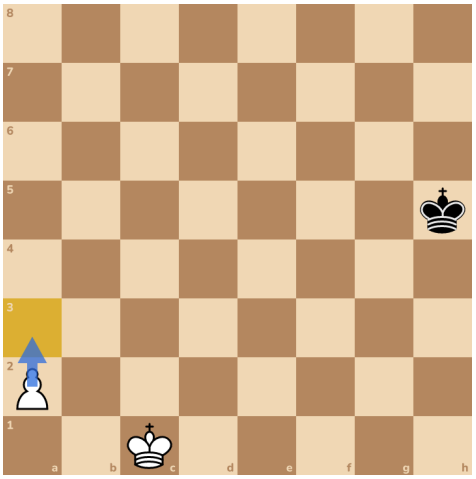

Try it 5. Black to move. Can the king catch this pawn?

A: Yes **B: No**

Play it out: Now it's a real race. Push your pawn to the end and make a queen. The king will chase it! Try it on a board, or in the app.

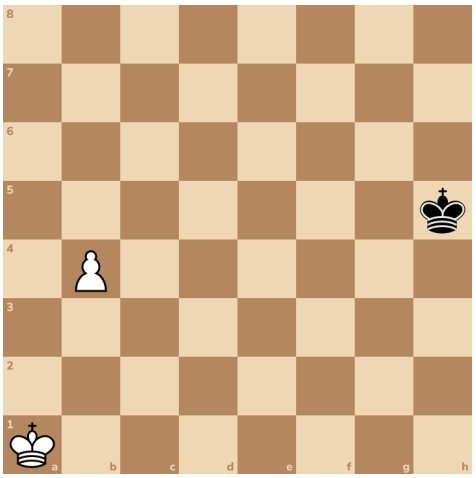

Answers

1. b5

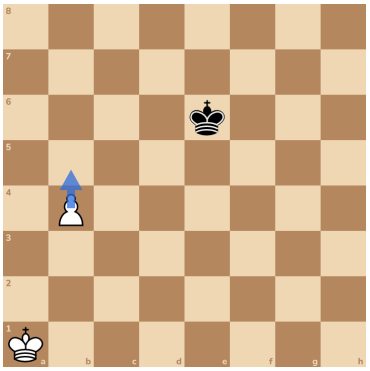

2. b6

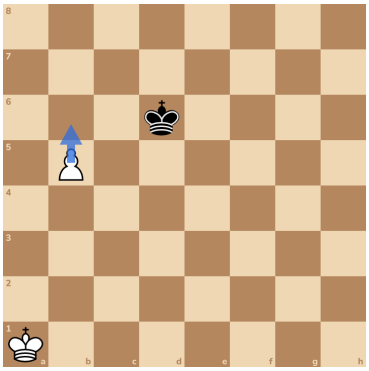

3. B: No

No! The square ends on the f column. From h5, one step only takes him to the g column, still outside.

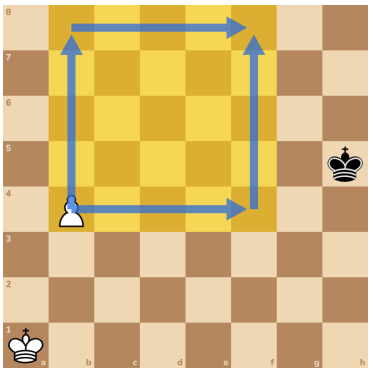

4. A: Yes

5. B: No

No! The square ends on the f column. From h5, one step only takes him to the g column, still outside.

