My Chess Family

Checkmate in two: chess puzzles worksheet

Free chess worksheets from mychessfamily.uk · Free to photocopy for teaching

Name: _____ **Ages 8–11**

Find the first move of a checkmate in two, and write it under the board.

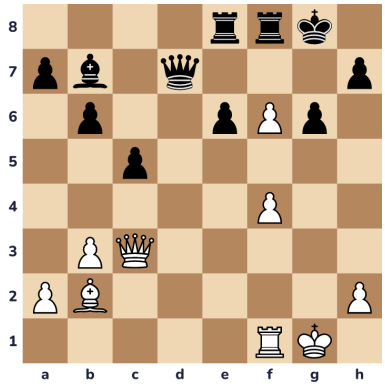

1. White to move. Checkmate in two moves: write the first move.

_____

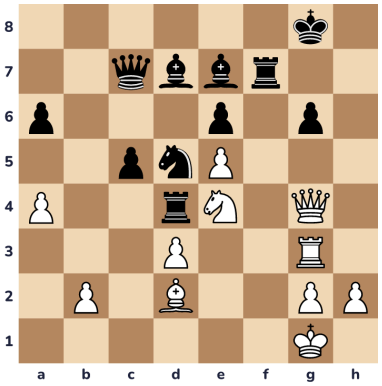

2. White to move. Checkmate in two moves: write the first move.

_____

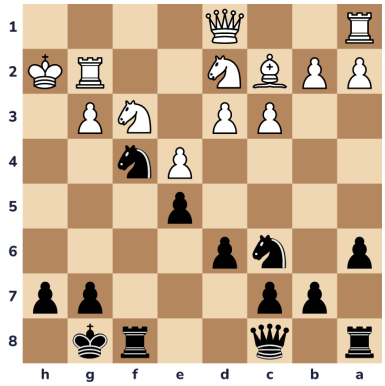

3. Black to move. Checkmate in two moves: write the first move.

_____

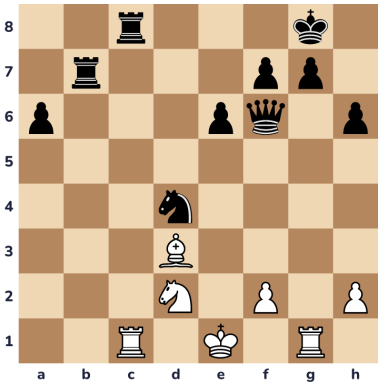

4. White to move. Checkmate in two moves: write the first move.

_____

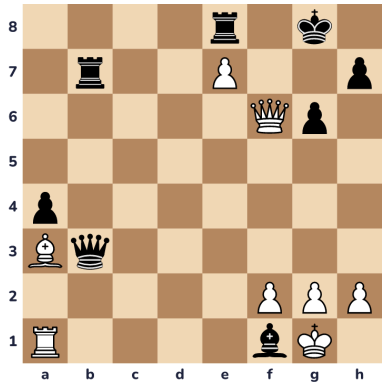

5. White to move. Checkmate in two moves: write the first move.

_____

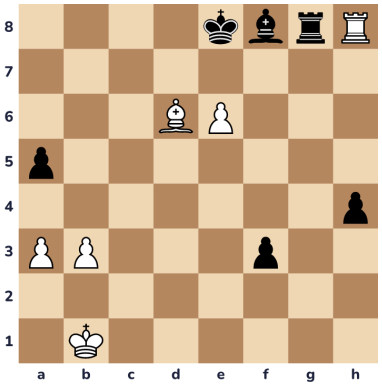

6. White to move. Checkmate in two moves: write the first move.

_____

Answers

1. f7+

f7+. If Rxf7, then Qh8# is checkmate. Every other reply gets checkmated too.

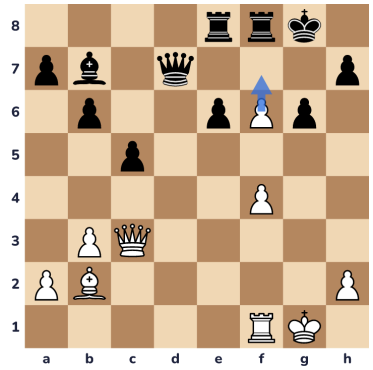

2. Qxg6+

Qxg6+. If Rg7, then Qxg7# is checkmate. Every other reply gets checkmated too.

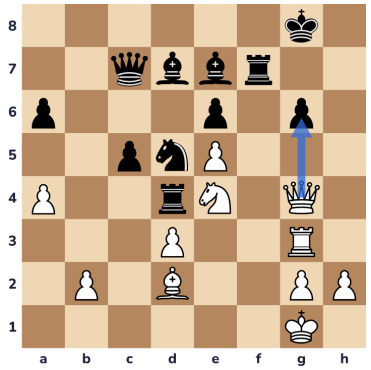

3. Qh3+

Qh3+. Kg1 is the only move, then Qxg2# is checkmate.

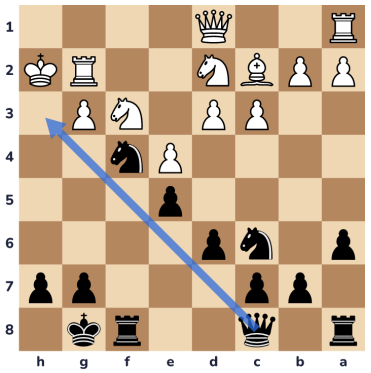

4. Rxc8+

Rxc8+. Qd8 is the only move, then Rxd8# is checkmate.

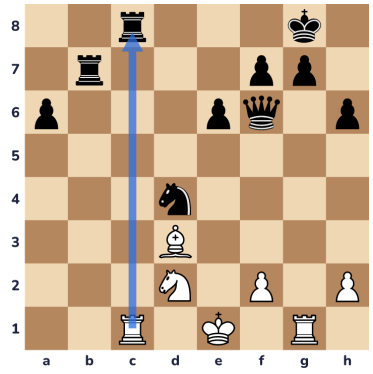

5. Qf8+

Qf8+. Rxf8 is the only move, then exf8=Q# is checkmate.

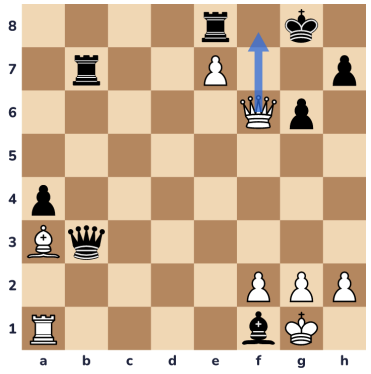

6. Rxg8

Rxg8. If f2, then Rxf8# is checkmate. Every other reply gets checkmated too.

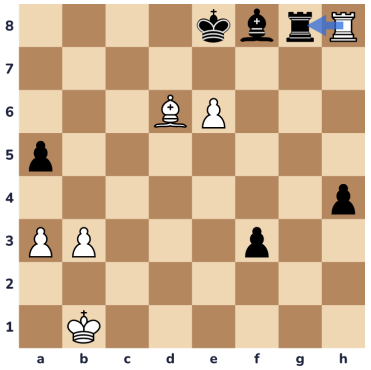

Puzzle positions from the Lichess puzzle database (CC0), checked again with Stockfish.