My Chess Family

Find the fork: chess tactics worksheet

Free chess worksheets from mychessfamily.uk · Free to photocopy for teaching

Name: _____ **Ages 7–10**

Find the move that attacks two pieces at once. Write it under the board.

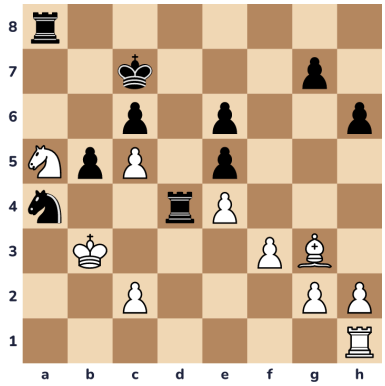

1. White to move. Find the fork!

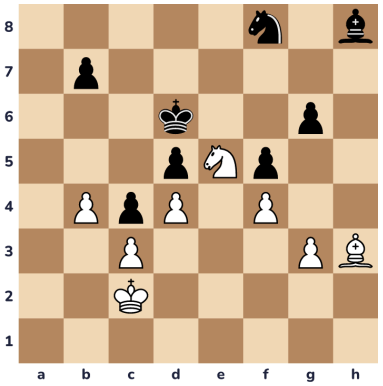

2. White to move. Find the fork!

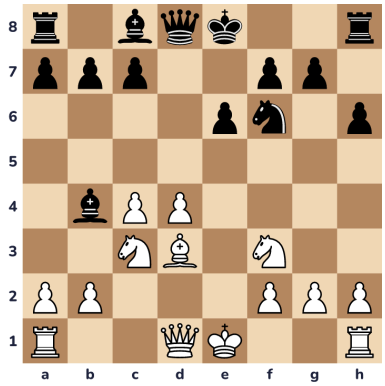

3. White to move. Find the fork!

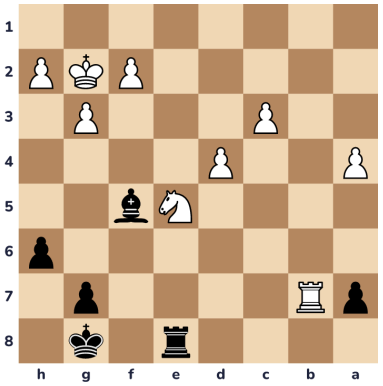

4. Black to move. Find the fork!

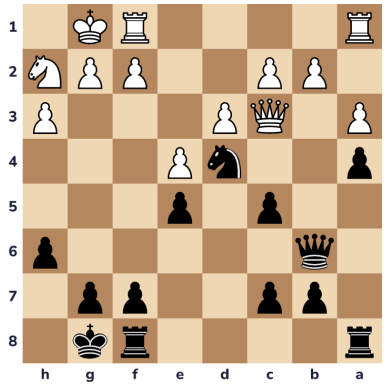

5. Black to move. Find the fork!

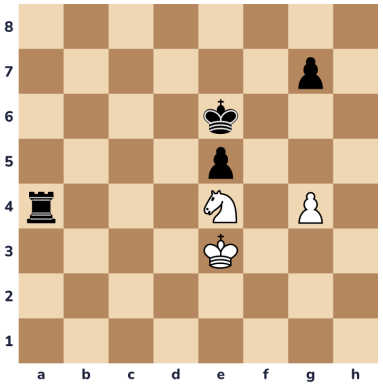

6. White to move. Find the fork!

Answers

1. Bxe5+

Bxe5+ attacks the king and the rook. After Kd7, Bxd4 takes the rook.

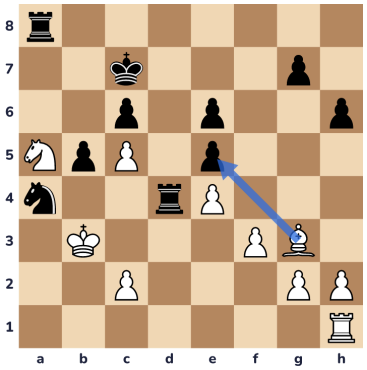

2. Nf7+

Nf7+ attacks the king and the bishop. After Ke7, Nxh8 takes the bishop.

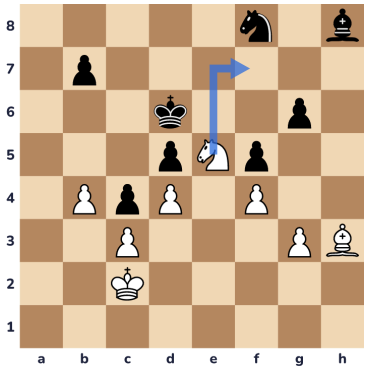

3. Qa4+

Qa4+ attacks the king and the bishop. After Bd7, Qxb4 takes the bishop.

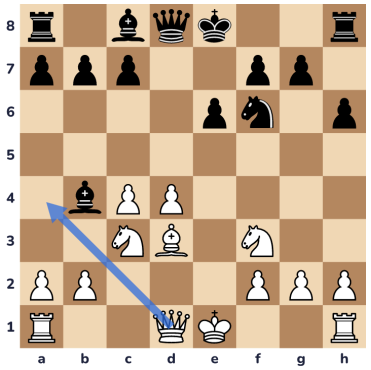

4. Be4+

Be4+ attacks the king and the rook. After f3, Bxb7 takes the rook.

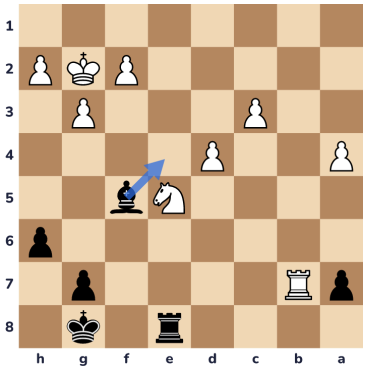

5. Ne2+

Ne2+ attacks the queen and the king. After Kh1, Nxc3 takes the queen.

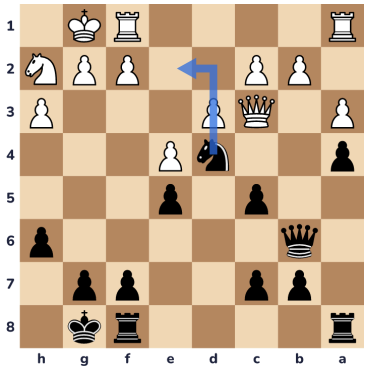

6. Nc5+

Nc5+ attacks the king and the rook. After Kf6, Nxa4 takes the rook.

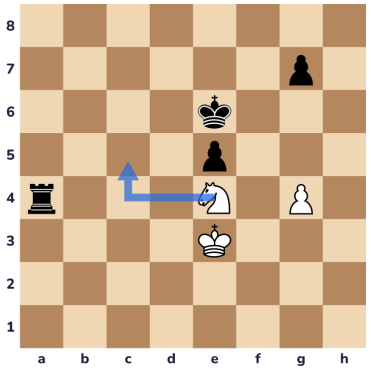

Puzzle positions from the Lichess puzzle database (CC0), checked again with Stockfish.