My Chess Family

Name the square: chess board worksheet

Free chess worksheets from mychessfamily.uk · Free to photocopy for teaching

Name: _____ **Ages 5–7**

Which square is the piece on? Circle the right name.

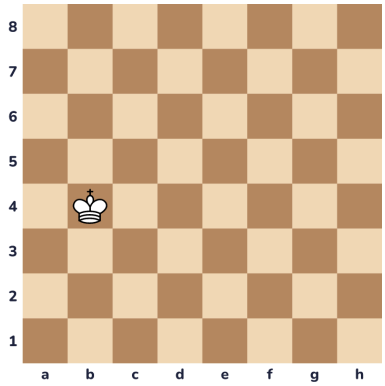

1. What is the name of the square the king is on?

A: c4 **B: b4** **C: b3**

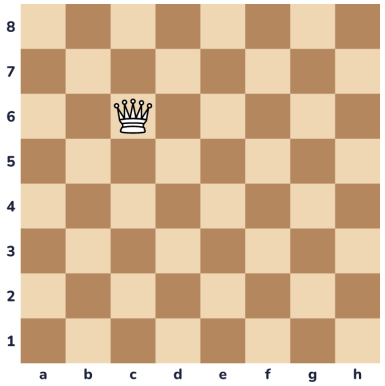

2. What is the name of the square the queen is on?

A: f6 **B: c6** **C: c7**

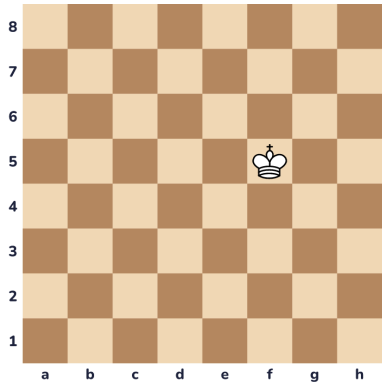

3. What is the name of the square the king is on?

A: g5 **B: c5** **C: f5**

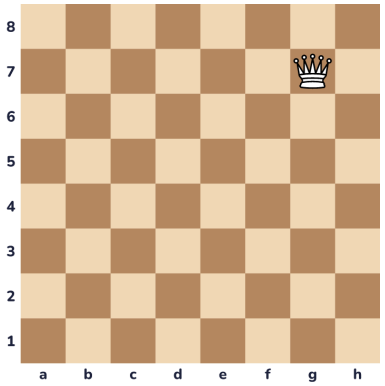

4. What is the name of the square the queen is on?

A: g7 **B: g2** **C: f7**

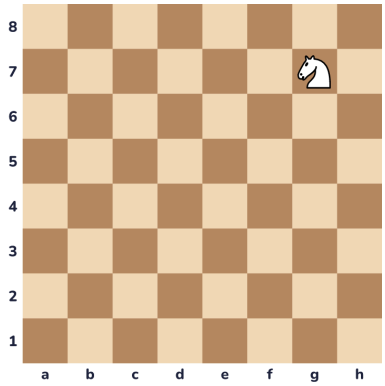

5. What is the name of the square the knight is on?

A: g6 **B: g7** **C: g2**

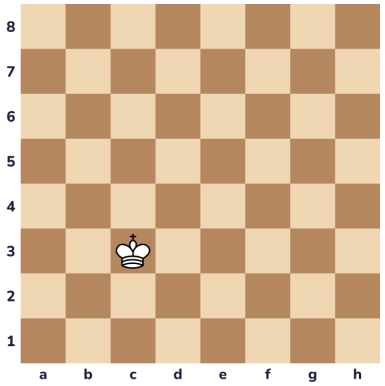

6. What is the name of the square the king is on?

A: c6 **B: c3** **C: f3**

Answers

1. B: b4

Find the letter along the bottom, then the number up the side.

2. B: c6

Find the letter along the bottom, then the number up the side.

3. C: f5

Find the letter along the bottom, then the number up the side.

4. A: g7

Find the letter along the bottom, then the number up the side.

5. B: g7

Find the letter along the bottom, then the number up the side.

6. B: c3

Find the letter along the bottom, then the number up the side.