My Chess Family

Set up the chess board: find the missing piece

Free chess worksheets from mychessfamily.uk · Free to photocopy for teaching

Name: _____ **Ages 5–7**

One piece is missing. Circle the square where it starts.

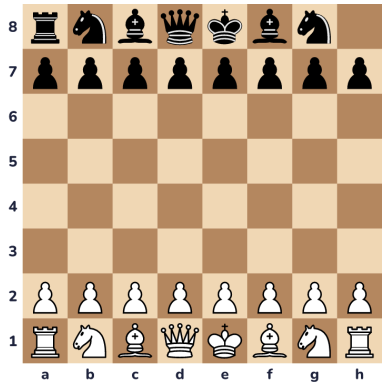

1. The black rook is missing. Circle the square where it starts.

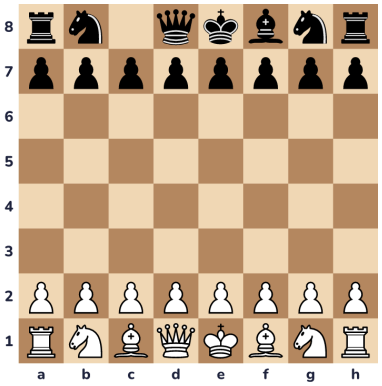

2. The black bishop is missing. Circle the square where it starts.

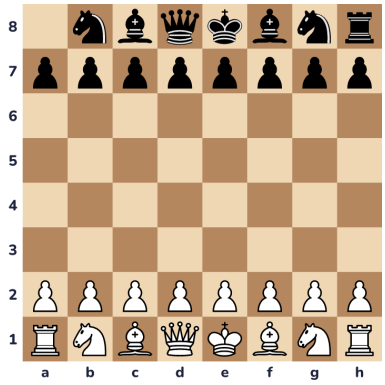

3. The black rook is missing. Circle the square where it starts.



4. The black knight is missing. Circle the square where it starts.

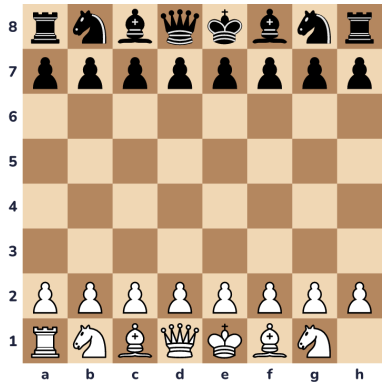

5. The white rook is missing. Circle the square where it starts.

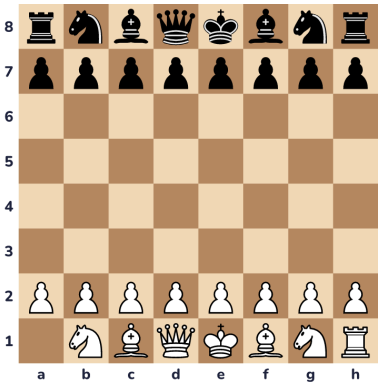

6. The white rook is missing. Circle the square where it starts.

Answers

1. h8

Rooks in the corners, then knights, then bishops. The queen goes on her own colour.

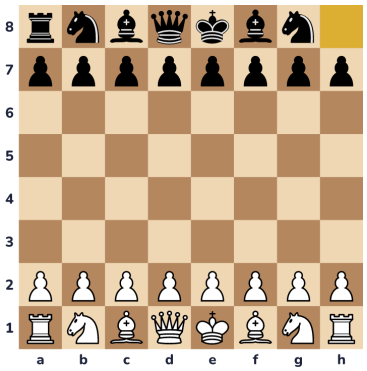

2. c8

Rooks in the corners, then knights, then bishops. The queen goes on her own colour.

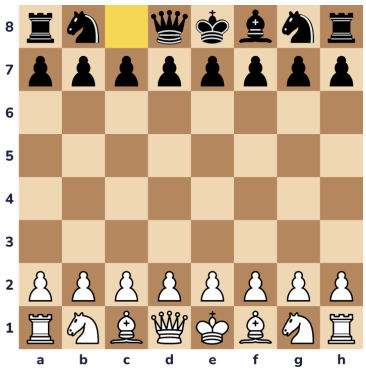

3. a8

Rooks in the corners, then knights, then bishops. The queen goes on her own colour.

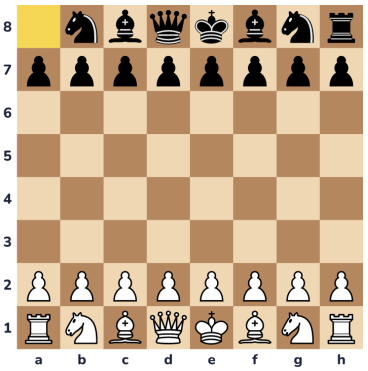

4. b8

Rooks in the corners, then knights, then bishops. The queen goes on her own colour.

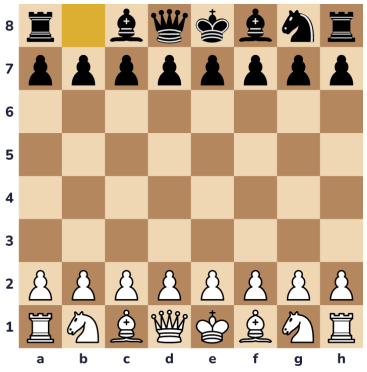

5. h1

Rooks in the corners, then knights, then bishops. The queen goes on her own colour.

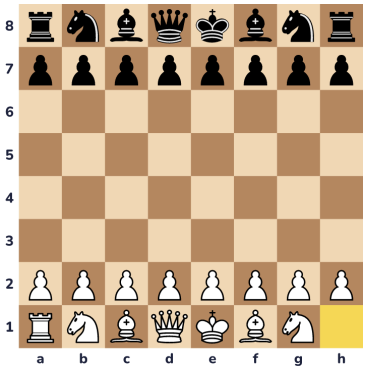

6. a1

Rooks in the corners, then knights, then bishops. The queen goes on her own colour.

