My Chess Family

Write the move: chess notation worksheet

Free chess worksheets from mychessfamily.uk · Free to photocopy for teaching

Name: _____ **Ages 7–10**

Which move does the arrow show? Circle the right one.

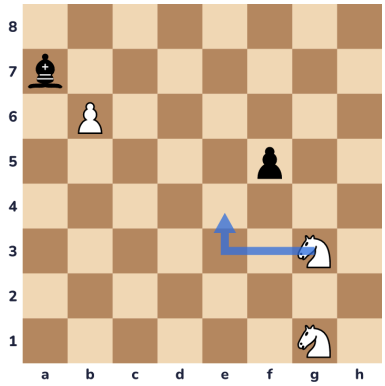

1. Which move does the arrow show?

A: Ne4 **B: Nf1** **C: Nh1**

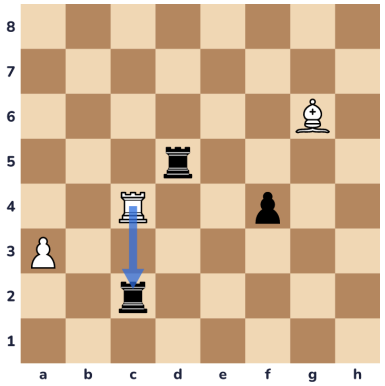

2. Which move does the arrow show?

A: Rxc2 **B: Bxc2** **C: Rc6**

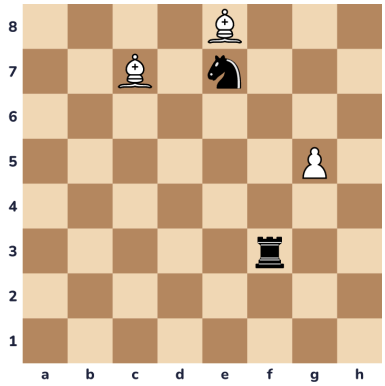

3. Play Bd8.

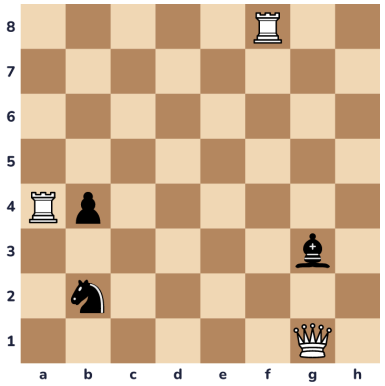

4. Play Ra7.

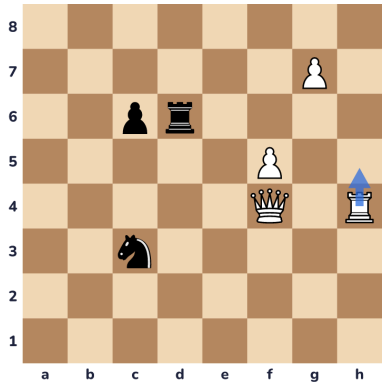

5. Which move does the arrow show?

A: Qf1 **B: Qd4** **C: Rh5**

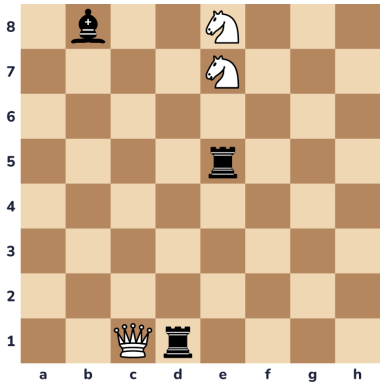

6. Play Qc7.

Answers

1. A: Ne4

The capital letter is the piece (no letter for a pawn), x means a capture, then the square.

2. A: Rxc2

The capital letter is the piece (no letter for a pawn), x means a capture, then the square.

3. Bd8

The capital letter is the piece (no letter for a pawn), x means a capture, then the square.

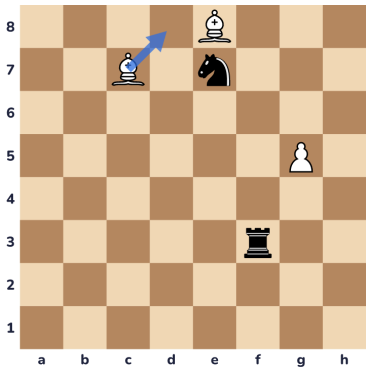

4. Ra7

The capital letter is the piece (no letter for a pawn), x means a capture, then the square.

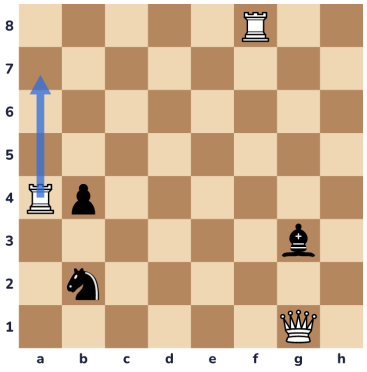

5. C: Rh5

The capital letter is the piece (no letter for a pawn), x means a capture, then the square.

6. Qc7

The capital letter is the piece (no letter for a pawn), x means a capture, then the square.

